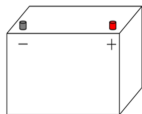
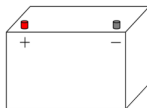


P/N	Battery box size	Version	Nominal Voltage (V)	C <sub>20</sub> (Ah)	RC (min)	CCA (A)	Dimensions (mm)			Terminal Layout	Battery Weight (kg)	Model
							L	W	H			
<b>EXCAVATORS</b>												
7405262												E10E (12 volt battery required to turn the machine on)
6669600	G26	Wet	12	42	75	530	208	173	197	B	13,4	E32, E35, E45, E50, E55
7304126	L01	Wet	12	55		480	207	175	190	B	14,2	E17Z, E26, E27, E27Z, E32, E35, E45, E50, E55
7312552		Dry	12			650	242	175	190	A	15	E26, E32, E32i, E35, E35i, E42, E45, E50, E55
6673865	G24	Wet	12	65	115	600	260	173	225	B	17,5	E25, E26, E32, E35, E45, E50, E55
7433918		Wet	12	110	231	1000	328	171	236	D	71,7	E60, E80, E88
7335400		Wet	12			850					17,5	E57W
<b>LOADERS</b>												
6669600	G26	Wet	12	42	75	530	208	173	197	B	13,4	MT50, MT52, MT55, L23, L28
7306047	L02	Wet	12	60		640	242	175	190	B	17,6	S100, S450, S510, S530, S550, S570, S590, T110, T450, T590
7312552		Dry	12			650	242	175	190	A	15	S70, S100, S130, S150, S160, S175, S185, S205, S450, S510, S530, S550, S570, S590, S595, S630, S650, S750, A770, S770, S850, T110, T140, T180, T190, T450, T550, T590, T630, T650
6673865	G24	Wet	12	65	115	600	260	173	225	B	17,5	S70, S100, S450, S510, S530, S550, S570, S590, S630, S650, T590, T595, T650
7433918		Wet	12	110	231	1000	328	171	236	D	71,7	S630, S650, S66/T66, S76/T76
7288629	D02	Wet	12	110		900	349	175	235	A	28,4	L85
<b>TELEHANDLERS</b>												
7223985	D02	Wet	12	110		750	349	175	235	A	27,5	Perkins, Deutz engines
7159404	A	Wet	12	140		750	513	189	223	C	38,4	Perkins, Deutz engines
7160984 = 7288629	D02	Wet	12	110		900	349	175	235	A	28,4	Doosan / Bobcat engines
7014631		Wet	12				483	217	231		47,16	Rotary Telescopic Handlers
<b>BACKHOE LOADERS</b>												
7289600		Wet	12	120							19,3	B700, B730, B750, B780
<b>UNIVERSAL</b>												
103496801CC	G78	Wet	12	75	120	770	260	180	186	B - side terminals	19,4	Universal


Layout A



Layout B



Layout C



Layout D

